

# It's bendable!

| Pain Relief | Easy Positioning | Drop Resistant |

VATECH is continuously pursuing the World's First Products. For accurate diagnosis, convenient usage, fast workflow and patient's comfort. As a Dental Pioneer, we will continue to develop advanced products.



## Pain Relief & Easy Positioning

With reduced pain for the patient, the staff will be able to accurately position the Intra-oral sensor on the region of interest for diagnosis.




### Patients "How Comfortable!"

Taking images with rigid edge sensors can be a painful and traumatic experience. The patients' pain is caused by the pressure when placing the sensor.

#### **EzSensor Soft is different. It's a soft edged sensor!**

Its soft exterior and round-shaped edge will maximize pain relief on patients. Compared to rigid Intra-oral sensor, the level of pain has been decreased by 40%.

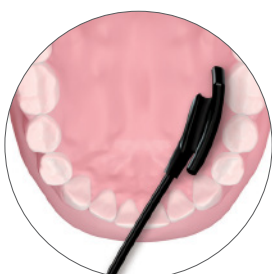
#### [Pain Comparison Test Results]



Subject : A total of 274 adults of both genders between 23 and 45 years



### Staff "No more image re-takes!"




Placement of the sensor for apical area imaging is difficult. The positioning of the sensor along the region of interest gets jammed by the tooth on the opposite side.

#### **EzSensor Soft is different. It's bendable!**

With its soft edges, it is easy to position the sensor to capture image of the apical area.

The EzSensor Soft helps minimize cropped roots on the image for easy consultation and helps minimize image distortion when taking advantage of the bisecting angle technique.



### The Smallest Pixel & Drop Resistant

It provides consistently higher resolution and clearer images for accurate diagnosis and treatment planning.



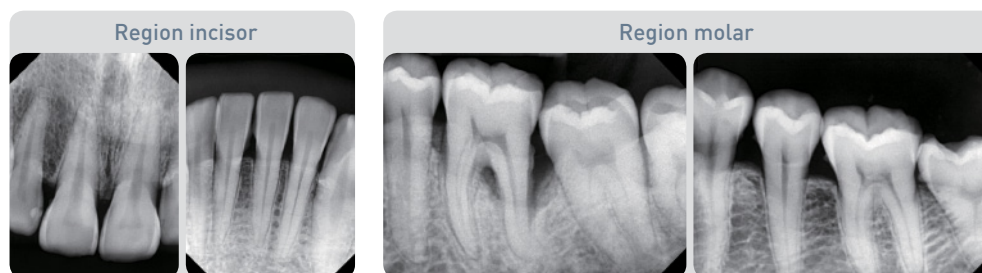
#### Doctors **"It's the world's smallest pixel size!"**

Entrenched in conventional digital sensor, the market had not yet seen a truly innovative technology in years.

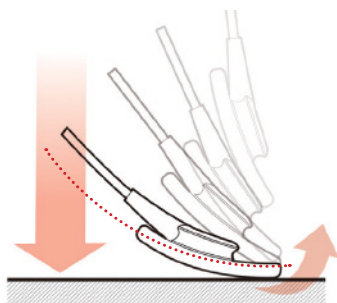
#### **EzSensor Soft is different. It's 14.8 $\mu\text{m}$ !**

Accurate diagnostic images will be captured with the world's smallest pixel size.

At 14.8  $\mu\text{m}$ , the EzSensor Soft has a theoretical resolution of 33.7lp/mm.



#### Besides, **Durable Sensor Materials**



Usually, when a staff accidentally drops or steps on a sensor, it succumbs to accidental damage.

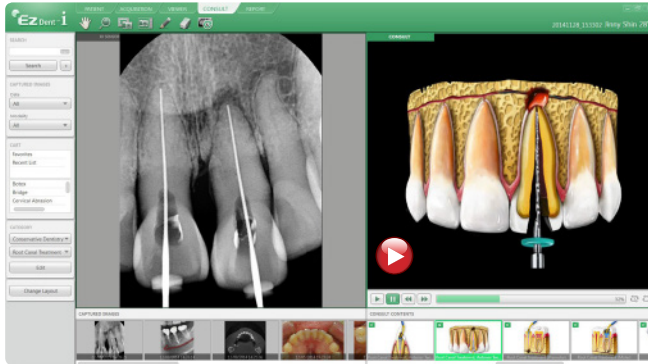
#### **EzSensor Soft is different. It has soft exterior!**

The EzSensor Soft's rubberlike exterior can withstand external impact if the sensor is dropped; reducing the risk of damage.

# Diagnose and Consult Quickly and Easily

## EzDent-i(2D Viewer) + EzCodi(Consultation)

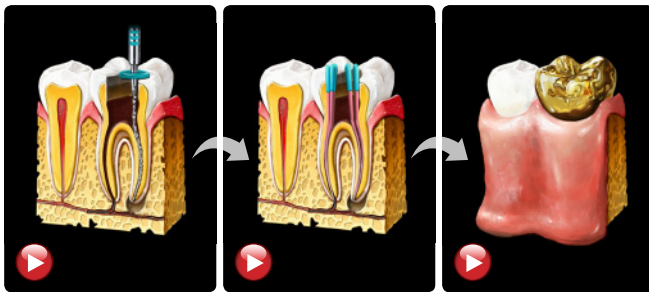
### EzDent-i



### Easy Diagnostic Software

Diagnose quickly and easily utilizing the powerful tools within EzDent-i.

### EzCodi



### Powerful Communication Tool (Optional)

Help your patient understand your treatment plan utilizing EzCodi. With 244 animated clinical cases, EzCodi is a powerful tool which can help doctors increase case acceptance.

### Specifications (Model Name: EzSensor Soft, EzSensor Soft i)

Detector	CMOS	Dimensions (WxLxT)	32.5 x 44.0 x 5.0mm [2.0] 30.6 x 40.8 x 5.0mm [1.5] 26.6 x 37.8 x 5.0mm [1.0]
Pixel Size	14.8 µm	Active Area (WxL)	25.9 x 35.9mm [2.0] 23.9 x 33.0mm [1.5] 20.0 x 30.0mm [1.0]
Theoretical Resolution	33.7 lp/mm	Exterior Material	Silicone (Bio-compatibility)
Dynamic Range	12 bit	Total Cable Length	2.7 m

\* The specifications are subject to change without prior notice.

**RX**Digital

RX Soluciones de Imagenología

**RX SOLUCIONES DE IMAGENOLÓGIA S.A. de C.V.**  
Av. Moctezuma 3515-1B, Col. Ciudad del Sol. Zapopan, Jalisco. MÉXICO

VISITE Nuestro Sitio Web  
y vea nuestra Línea de  
Productos Completa

TEL: (33) 3880-1262 CEL: (33) 3499-7095 / 1300-5813

contacto@rxdigitalsoluciones.com

www.rxdigitalsoluciones.com

f t RxDigitalDental